


T R A D I T I O N A L S E R I E S




Softouch
with STAIN DEFENSE



Rose



Sapphire



Sage



Cognac



Bouquet

New!

Rise



Cambridge

Traditional, overstuffed biscuit back design with enhanced lumbar support and plush arms for hours of luxurious comfort.



Rise.

Roll.

Rest.

Ride.

GOLDEN
technologies

YOUR LIFE IN MOTION

Cambridge

T R A D I T I O N A L S E R I E S

Model Number	PR-400
Size	Medium
Weight Capacity	375LB
Recline Positions	3
Standard Fabrics	5
Fabric Options**	28
Chaise Seat	NO
Back Type	Biscuit
Head Rest Cover	YES
Arm Covers	YES
Battery Back Up	YES
Overall Width	33"
Overall Height	41.5"
Width Between Arms	20"
Floor to Top of Seat	19"
Seat Depth	20"
Seat to Top of Back	28"
Seat to Top of Arm	7"
Floor to Back Edge of Seat Raised	28"
Floor to Front Edge of Seat Raised	24"
Seat Angle Raised	20°
Floor to Top of Foot Rest Reclined	22"
Floor to Top of Back Reclined	33"
Back Angle Closed	110°
Back Angle Reclined	145°
Foot Rest Angle Closed	90°
Foot Rest Angle Opened	175°
Distance Required from Wall Reclined	20"
Extension reclined from Back of Seat to end of Foot Rest	41.5"
Life Time Warranty, Chair Frame, Lift Frame, Recline Mechanism	YES
Warranty on Electrical parts	3 YRS.
Pro Rated Years 4 Thru 7	YES
Warranty on Mechanical Labor	3 YRS.
Warranty on Electrical Labor	1 YR.
Removable Back	YES
Customizable *	NO
Left Hand Control Available	YES
Heat and Massage	YES
Foot Rest Extension	YES
Smart Tek System	YES

* See Customize Chart for Dimension limits
 Sizes may vary depending on fabric, filling material, upholstery and carpet thickness. All measurements taken on concrete floor using levels and metal rulers.

**Value Series fabrics not available on PR-400.

Hand-blown, Overstuffed,
 Conjugated Microfiber Dacron Fill
SUPER SUPPORTIVE

Northern Maple Wood
 • Double-doweled at Stress Points
 • Reinforced Miter Blocks
 • Stapled and Glued
STRONGEST IN THE INDUSTRY

2" of Block Foam
EXTRA COMFORT

Quick Release Hand Control
EASY DISCONNECT


Rear Landing Legs
EXTRA STABILITY

5 Heavy Gauge Springs
LONG LASTING FOR INCREDIBLE COMFORT

Widest Fabric Selection in Industry
FITS IN ANY HOME DÉCOR

10 Gauge Steel Scissor Mechanism
STRONG & LONG LASTING

Adjustable Anti-Skid/Scrape Feet
STABILITY & SUPPORT



501 Medium shown



501 M shown



501 M shown



501 M shown

Golden Craftsmanship

Each luxury lift & recline chair is hand crafted in our facility using decades of motion furniture experience.

Added Comfort and Safety

Designed to perform year after year using advanced technology backed by the best warranty.

Smart Engineering

Smooth, quiet lifting system offers a secure lift for the best performance.



Smart Tek

Our luxury lift & recliners are equipped with electronics able to assure a secure lift every time you need it.



Battery Backup System

Safety System

Batteries not included. Safety System is designed to bring chair from recline to seated position in the event of a power outage.



Literature is current at time of printing. Golden Technologies reserves the right to make changes to the product or literature at any time.



Our chairs meet some of the toughest safety standards ever. Our entire chair meets ETL (Electrical Testing Lab) standards to ensure electrical safety. ETL is a nationally recognized, third party testing facility.

